


Students Name \_\_\_\_\_ Class \_\_\_\_\_



# Making Jesus Real in Year 2



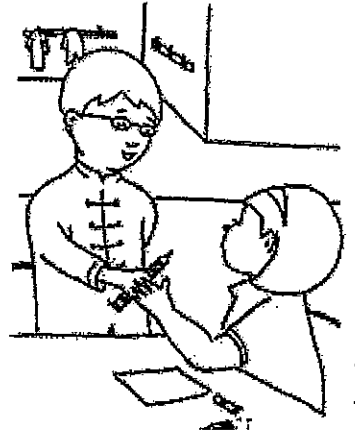




---


We gratefully acknowledge the work of Michael Jones and Sandra Gunning of Henschke Primary School Wagga Wagga who are largely responsible for this booklet. We also thank the Hobart CEO for permission to use pages from their publication of MJR.

# Happy Chappy

Colour all the pictures which show someone being a Happy Chappy.




Draw yourself being a Happy Chappy with your friends.



# Nastie Pastie

Put a cross on all the pictures which show someone being a Nastie Pastie.



Sometimes we can be a Nastie Pastie. Draw a time when you have been a Nastie Pastie.

A large empty rectangular box for drawing, intended for the student to illustrate a time when they have been a Nastie Pastie.



## Woody the Westie and Lots o Huggin Bear

Activity: Read the behaviour listed below and write a W if it is "westie" thing to do or an E if it is an 'eastie" thing to do.

1. Teases you about your clothes.

\_\_\_\_\_

2. Refuses to share toys.

\_\_\_\_\_

3. Always says, "Thank you," when you do something nice for them.

\_\_\_\_\_

4. Listens to you when you are talking.

\_\_\_\_\_

5. Trips you or pushes you just to be funny.

\_\_\_\_\_

6. Always tells the truth.

\_\_\_\_\_

7. Compliments you when you do a good job.

\_\_\_\_\_

8. Hits you or pinches you to get their own way.

\_\_\_\_\_

9. \_\_\_\_\_

\_\_\_\_\_

10. \_\_\_\_\_


\_\_\_\_\_

# A Circle of Friends

Woody acts like a Westie all the time so he has lots of friends.  
What does Woody do that makes him a good friend.

1. \_\_\_\_\_

2. \_\_\_\_\_

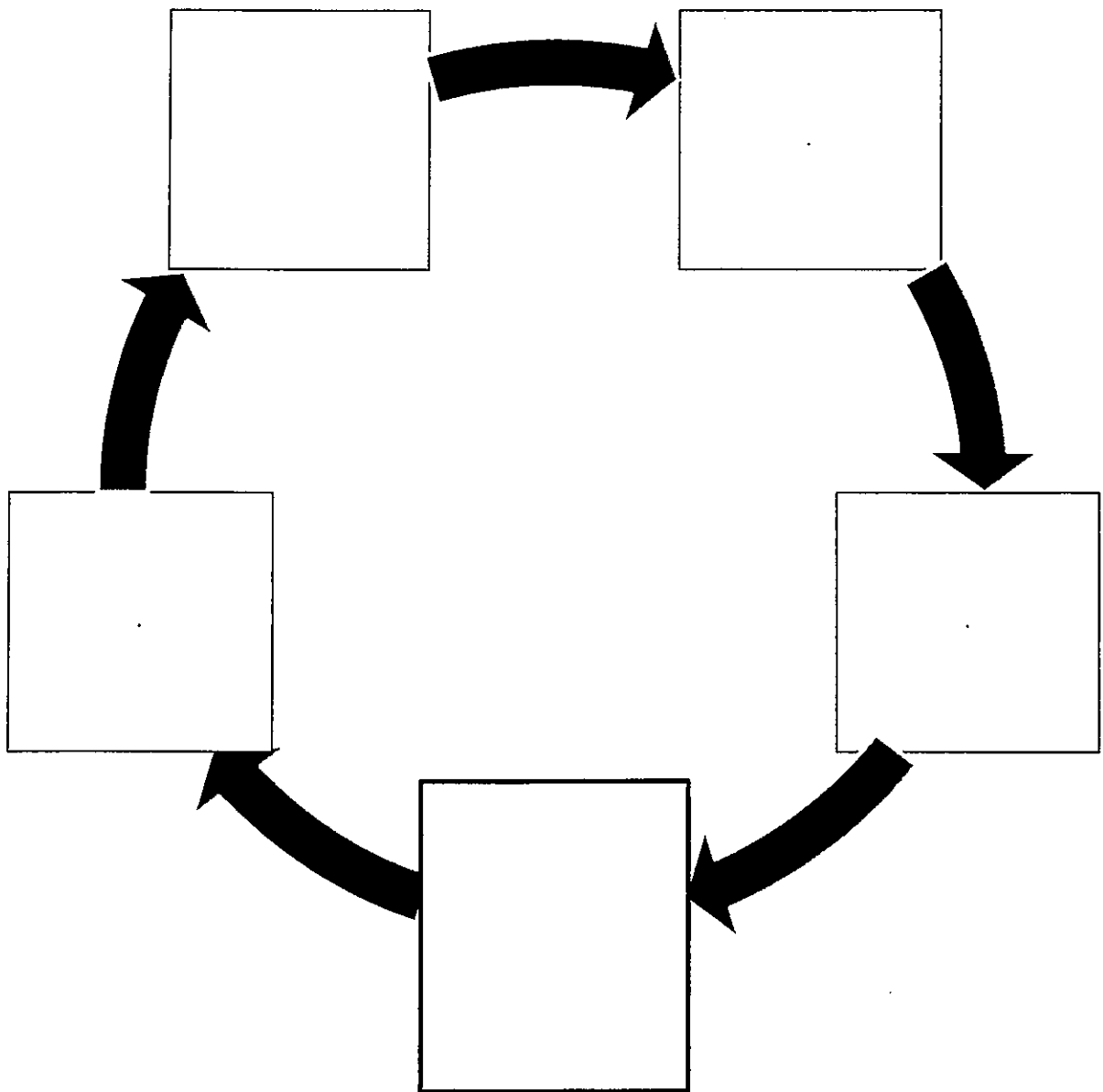


## My Circle of Friends.

What makes you a good friend. What do you do for others that makes them enjoy having you as a friend.

1. \_\_\_\_\_

2. \_\_\_\_\_



## How do you make new Friends?

There are many things you can do to make new friends. Read through the list below and put a tick on the things you have tried when you have met someone new.

### Friendly Actions

1. Ask your new friend questions about themselves. \_\_\_\_\_
2. Draw a picture for your new friend and give it to them. \_\_\_\_\_
3. Smile at your new friend and say, "hello." Talk to them. \_\_\_\_\_
4. Help your new friend with a job. \_\_\_\_\_
5. Help your new friend pack up their desk at school. \_\_\_\_\_
6. Give your friend a compliment (say something nice) \_\_\_\_\_
7. Ask your friend to play with you at playtime. \_\_\_\_\_
8. Ask your friend to sit with you at lunchtime. \_\_\_\_\_
9. Let your friend choose the game you play at lunchtime. \_\_\_\_\_
10. Wave goodbye to your friend at the end of the day. \_\_\_\_\_



## Friendly Interview

To make new friends we need to learn about them. We can get to know new friends by asking questions about them. Pair up with a person from your class that you don't know very well. Ask them the following questions and write down their answers. Think of two more questions to ask them and write them down as question 6 and 7. Write down your friends answers to all of the questions.

1. What is your name?

---

2. How many brothers and sisters do you have?

---

3. What is your favourite food?

---

4. What animal do you like the best?

---

5. What games do you like to play?

---

6.

---

---


7.

---

---

## Make a Buddy

Draw a picture of an activity you enjoy doing with your friends. Finish the sentence below the box.



When I am with my friends I like to \_\_\_\_\_

\_\_\_\_\_

and \_\_\_\_\_

## Looks Aren't Everything

Listen carefully as your teacher reads each sentence and the thoughts that follow.

Draw a line through the thought that will cause you to avoid the person.

Draw a circle around the thought that will help you to make friends with the person.

**A girl in your class hasn't learnt to say her "f" and "v" sounds yet. You think:**

1. "She is still learning her sounds. I am still learning to do other things. If I am her friend, maybe we can help each other.
2. "She must be stupid. She can't be my friend.

**A boy in your class is in a wheelchair. You think:**

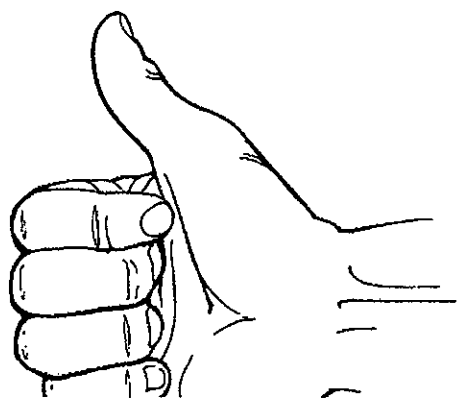


1. "He scares me. I am afraid to go near him, so I just won't talk to him."
2. "I wonder what he likes to do? Maybe I could ask him to play a game with me."

**A girl in our class is very shy and hardly ever talks. You think:**

1. "She never talks to anyone. She must hate everybody."
2. "Maybe she would talk to me if I tried talking to her. Who knows, she could be really nice. I will go and talk to her."


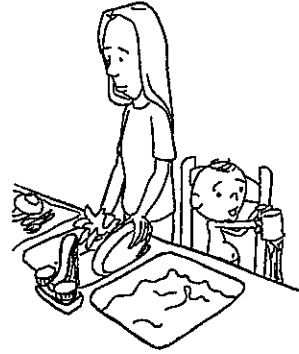

Here are some more ways to encourage others.

Colour the pictures which show people encouraging others



# TAH – Teamwork At Home

Circle three pictures of things you do to help out at home.



Draw two other jobs you do to help at home.

--	--

# Making Good Choices and developing Self Control


We are now old enough to know what is right and what is wrong. Each day we make hundreds of choices like:

- ❖ What to have for lunch..
- ❖ What games to play at lunchtime..
- ❖ How to do our hair ..

Think of some of the other choices you have made today.

When we choose to do what we want instead of what is right, we often hurt other people and ourselves. Think about or imagine a time when you did something wrong on purpose.

How did you feel? How did the people around you feel.



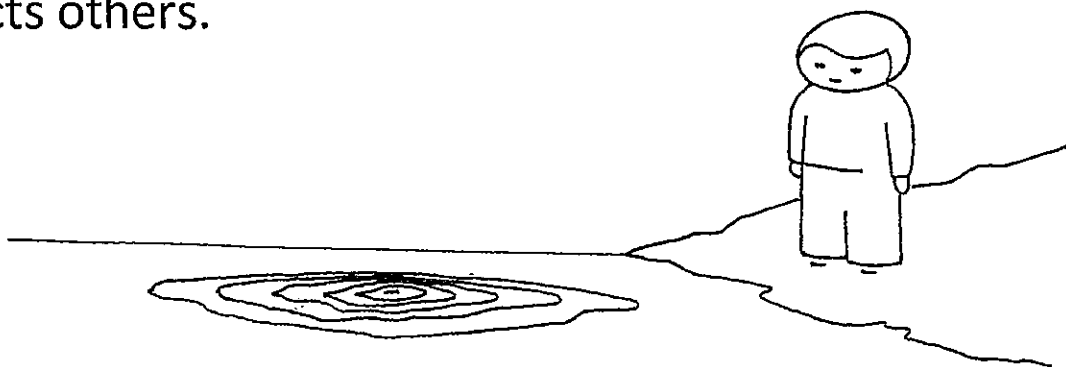
When we need to make choices we should

**STOP** and consider what you are about to do

**THINK** how this will affect others around you and yourself


**ACT** in a way that Jesus would have acted.

If we don't do this we can start a bad ripple which spreads out and effects others.

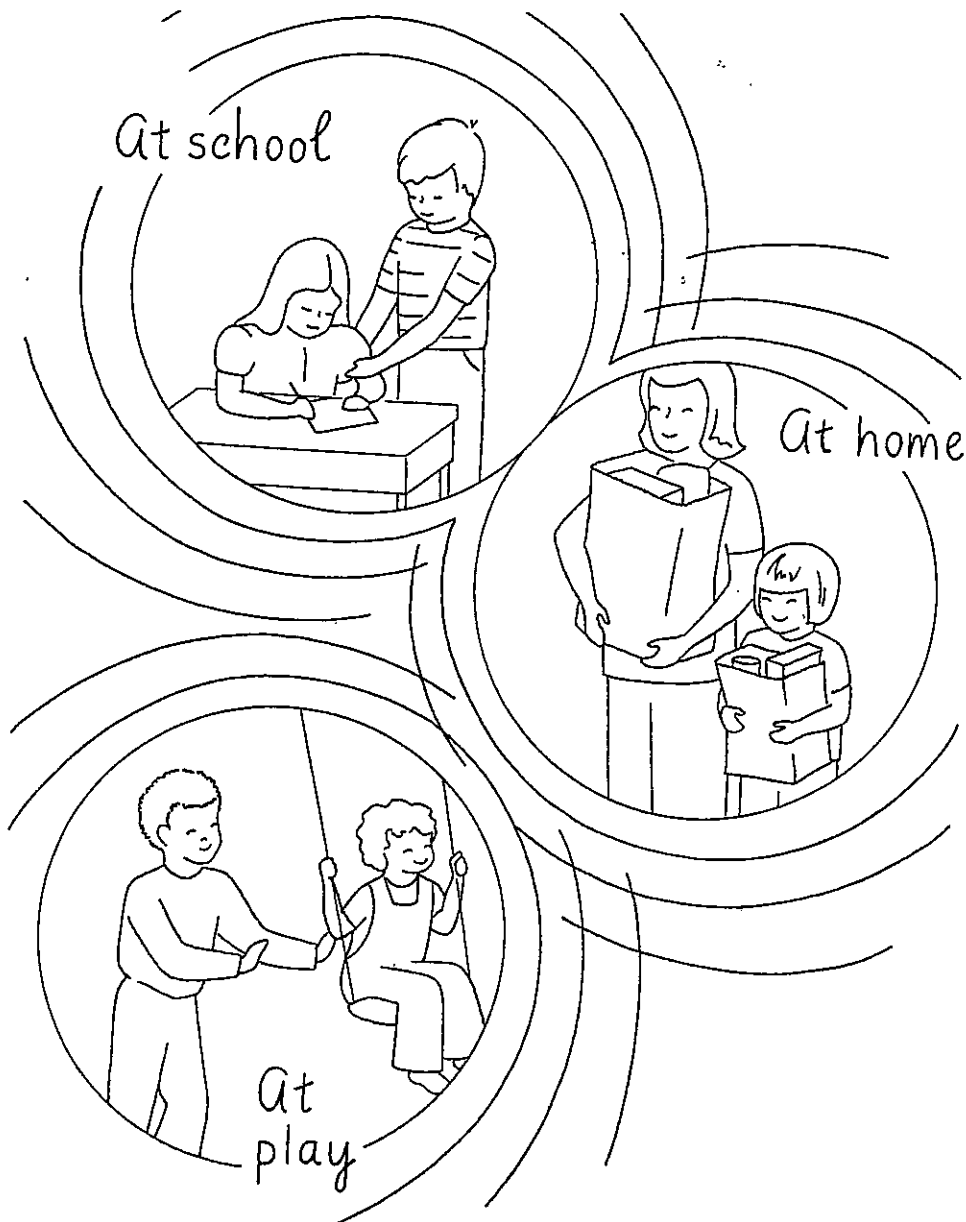


# Ripples of Effect

Have you ever thrown a stone into the water and watched the ripples get bigger and bigger?



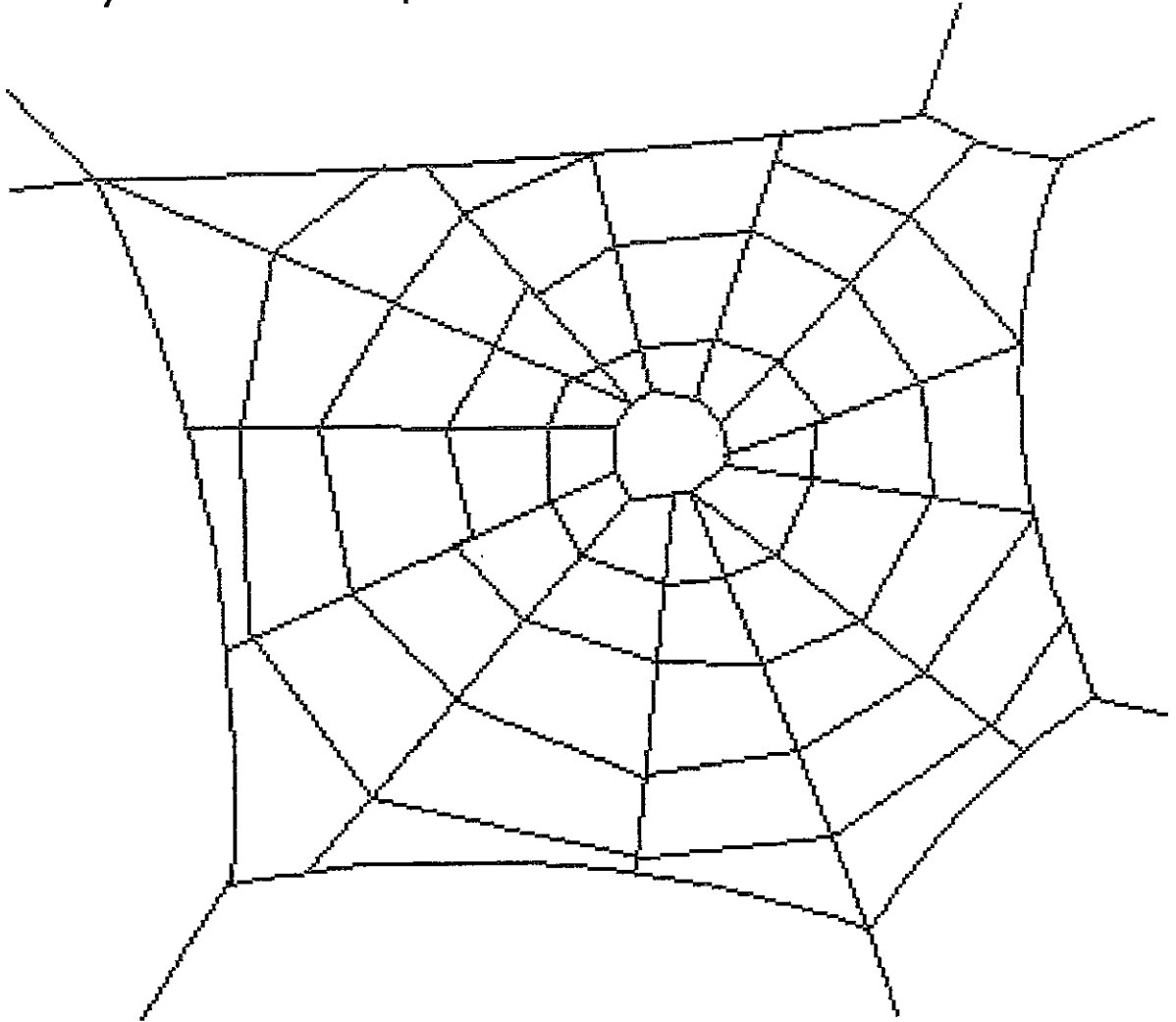
When we do something good for someone, the love ripples through other people's lives like the ripples in the water.



How many **RIPPLES OF LOVE** can **YOU** make this week?

# Friendship Webs

We have many friends and as we get older our friends may change. It is good to have lots of friends and to be able to play with lots of different people. Write the names of some of your friends on your friendship web.



We must respect our friends and care for them.

Draw two pictures of things you can do to be a good friend.

--	--



We need to continue to

Make Jesus Real

by letting

*Jesus work through us*

and by

*Seeing Jesus work through others!*

